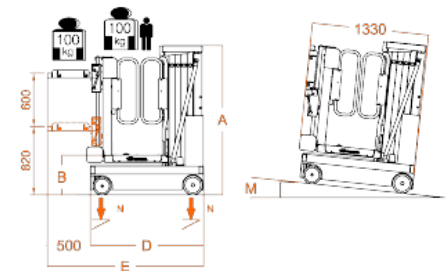
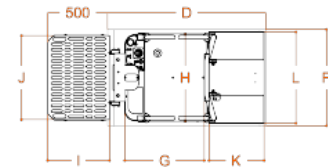


ELEVAH® 65 MOVE picking

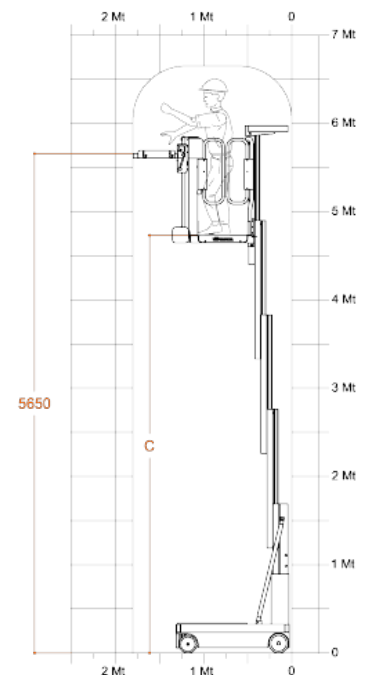


Max. working height	6,50 m
Max capacity	200 kg
Number of people	1
Use	Internal - External
A Closed machine height	1720 mm
B Minimum platform height	460 mm
C Maximum platform height	4700 mm
D	1280 mm
E Base overall dimensions	1780 mm
F	780 mm
G Cage dimensions	640 mm
H	710 mm
Machine weight	830 kg
K Fixed picking tray dimensions	440 mm
L	740 mm
Fixed picking tray capacity	20 kg
Drive wheels dimension	Ø 220 x 65 mm
Swivel wheels dimensions	Ø 200 x 50 mm



PICKING PLATFORM	
Adjustment	Electrical
Stroke	600 mm
Min. height from the ground	820 mm
Maximum height from the ground	5650 mm
I Dimensions	500 mm
J	680 mm
Capacity	100 kg

PERFORMANCE	
Power supply	24 V
Batteries	Lead-Acid Batteries 12V 105 Ah
Battery charger	110V - 220V
M Maximum climbing ability	15%
Climbing ability at height	2,5%
Internal turning radius	0
External turning radius	1095 mm
Max. speed (rising – descending)	0,2 m/s
Maximum speed (with basket on the ground)	5 km/h
N Maximum pressure for wheel at full load*	3,6 kN
Work cycles (with fresh batteries) **	Ca. 130



* Maximum pressure whereas the weight of the platform plus the maximum load on the basket are completely distributed on one side of the platform (totally asymmetric load).

** By work cycle we mean a self-propelled movement of 20 m with a full ascent to and descent from the maximum height and with adjustment of the loading platform.

CE Complies with European regulations for man-up forklift trucks. UNI EN ISO 3691-1.

Watch our Corporate Video

Click or scan using your phone camera



UNITED
Forklift and
Access Solutions

☎ 131 607 www.unitedequipment.com.au
SALES | RENTALS | SERVICE | PARTS | FINANCE | TRAINING
Perth | Bunbury | Darwin | Adelaide | Brisbane | Toowoomba
Rockhampton | Mackay | Sydney | Melbourne | Ballarat | Devonport